*Schéma explicatif à 2n=4*

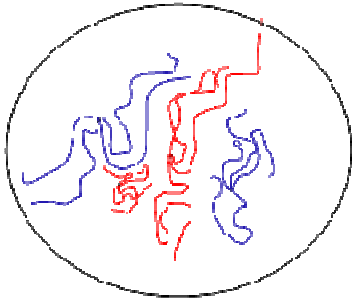

Condensation des chromosomes
(ils deviennent visibles au MO)

**Phase S**
Réplication
semi
conservative

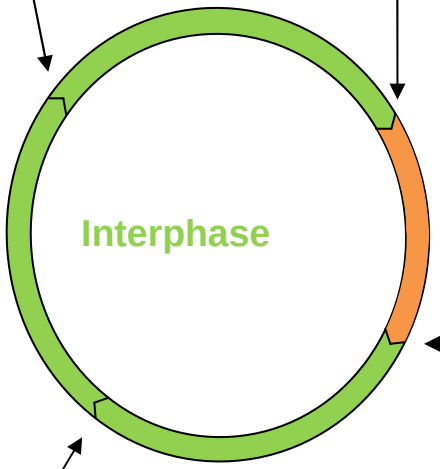


Décondensation
des chromosomes
(ils deviennent
invisibles au MO)

*Schéma explicatif à 2n=4*

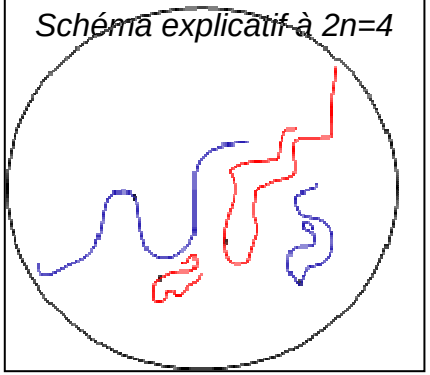

| *Nom de l'étape* | *Description des mécanismes* | *Observation microscopique* | *Schéma explicatif A 2n =4* |
|---|---|---|---|
| **Prophase** | Condensation des chromoosmes, disparition de l'enveloppe nucléaire | 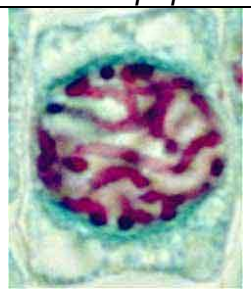 | 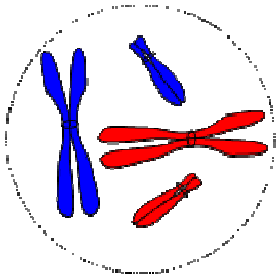 |
| **Métaphase** | Condensation maximale des chromosomes. Formation de la plaque équatoriale. | 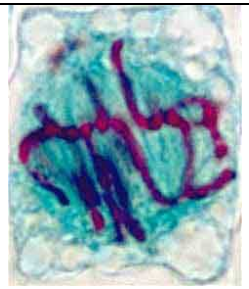 | 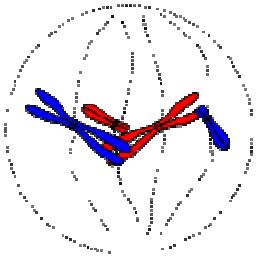 |
| **Anaphase** | Rupture du centromère de chaque chromosome et migration des chromatides soeurs vers les pôles opposés de la cellule. | 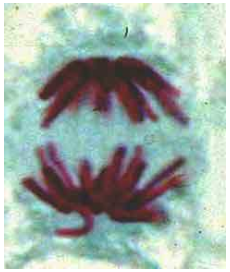 |  |
| **Télophase** | Séparation du cytoplames des deux cellules filles et formation de l'enveloppe nucléaire. Décondensation des chromosomes. | 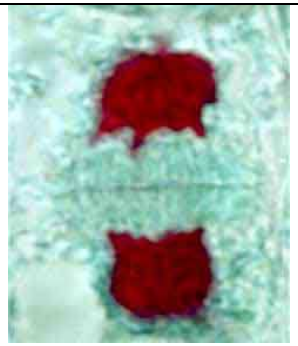 | 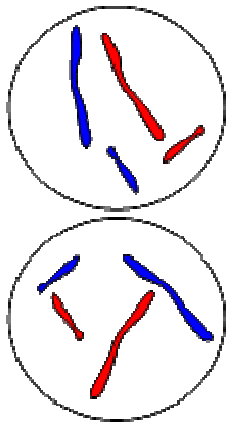 |

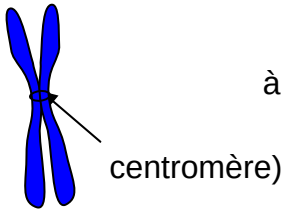


Un chromosome
à deux chromatides **identiques**
(double)
condensé

Un chromosome
à une chromatide (simple)
condensé

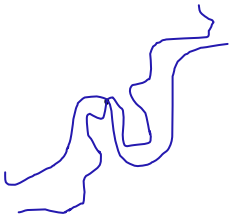

Un chromosome
à deux chromatides **identiques**
(double)
décondensé



Un chromosome
à une chromatide (simple)
décondensé

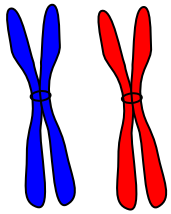

Une paire de chromosomes
doubles et condensés

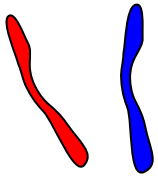

Une paire de chromosomes
simples et condensés

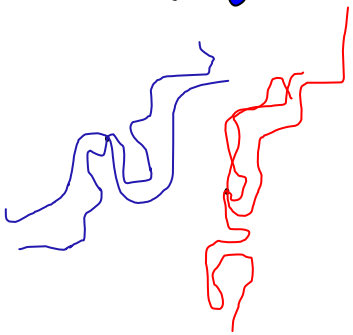

Une paire de chromosomes
doubles et décondensés

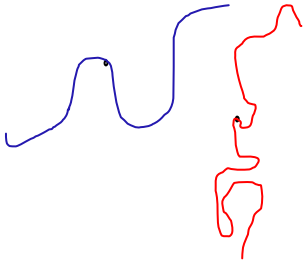

Une paire de chromosomes
simples et décondensés

**La conservation du matériel génétique au cours du cycle cellulaire**