
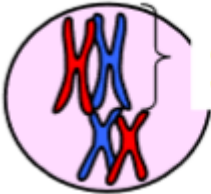

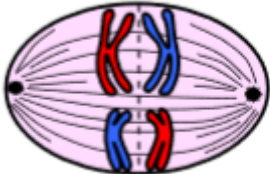

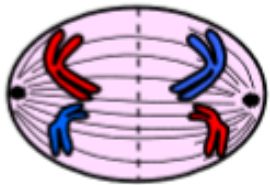

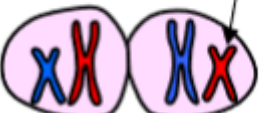



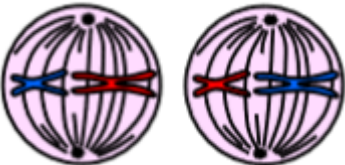

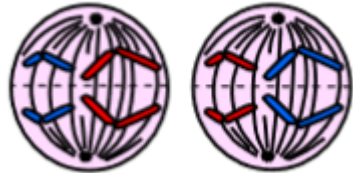

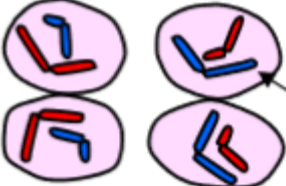


# La méiose étape par étape

Nom de l'étape	Illustrations	Schémas 2n = 4 chromosomes
Prophase 1		 <p>1 paire de chromosomes doubles</p> <p>2n=4</p>
Métaphase 1		
Anaphase 1		 <p>Séparation des chromosomes homologues</p>
Télophase 1		 <p>1 chromosome double</p> <p>n=2</p>
Prophase 2		
Métaphase 2		
Anaphase 2		<p>Séparation des chromatides sœurs</p> 
Télophase 2		 <p>1 chromosome simple</p> <p>n=2</p>